

Signify Classified - Internal
Cooper Lighting Solutions Photometric Lab
1121 Highway 74 South
Peachtree City, GA 30269



Scaled data based on original data using
LM-79-08 Approved Method: Electrical and Photometric Measurements of Solid-
State Lighting Products

Test Report Prepared for
Cooper Lighting Solutions
(formerly Eaton)

Brand: INVUE

Report Number: P870672

Luminaire Tested: **EMM2-HTN-SA2A-830-U-T2R-HSS**

Issue Date: 09/05/2024



Test Information

Test Method: LM-79-08
Report Number: P870672
Test Lab: INNOVATION CENTER(G3)
Issue Date: 09/05/2024
Manufacturer: COOPER LIGHTING SOLUTIONS (FORMERLY EATON)
Product Line: INVUE
Catalog Number: EMM2-HTN-SA2A-830-U-T2R-HSS
Description: EPIC MODERN TALL HOUSING DISCRETE LED ARRAYS 70W 80CRI 3000K
FIXTURE w/ TYPE II ROADWAY DISTRIBUTION OPTIC AND HOUSE SIDE SHIELD
Light Source: (20) 3000K CCT, 80 CRI LEDS
Ballast/Driver: ELECTRONIC DRIVER

Summary

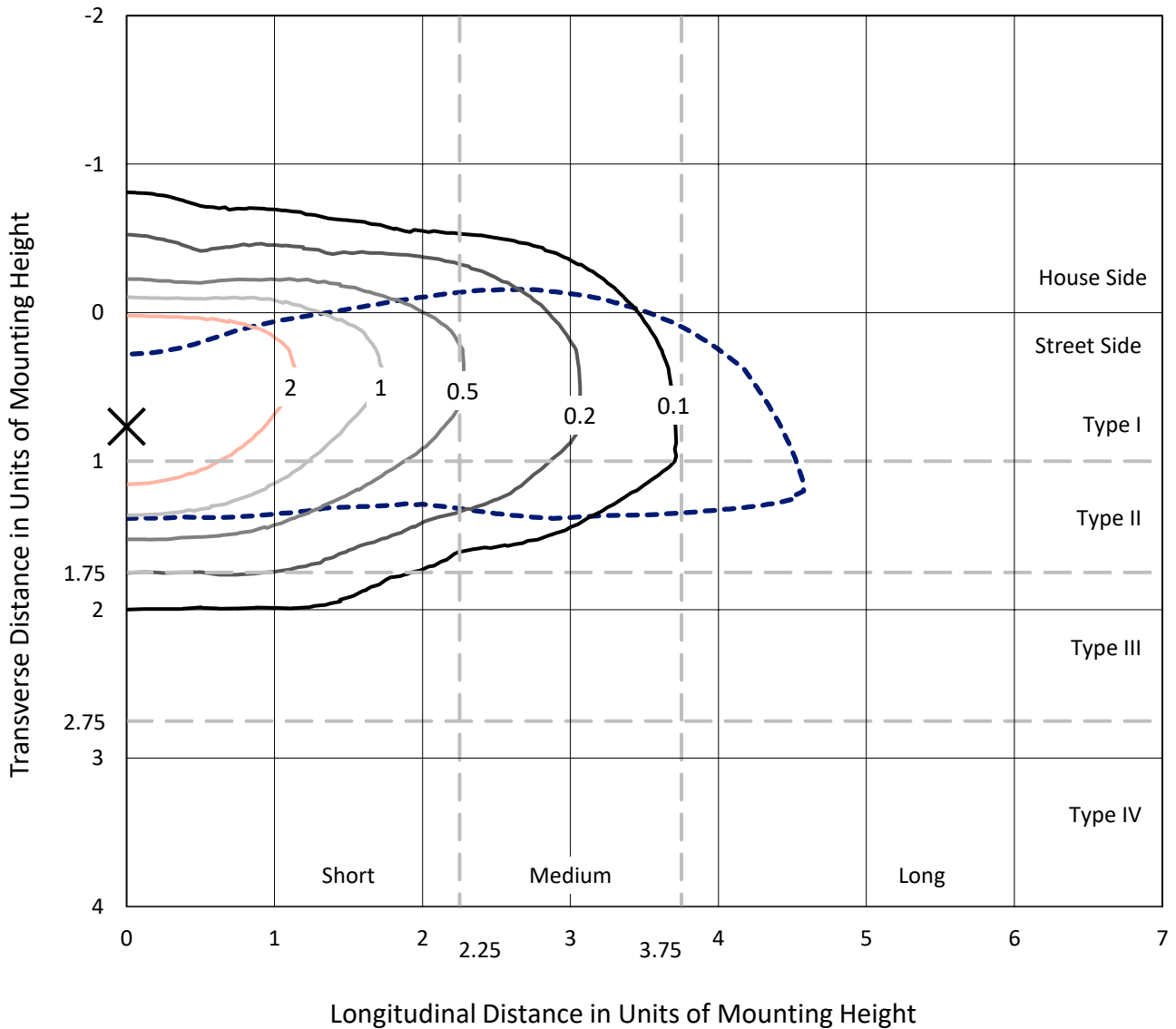
Lumens per Lamp: N/A
Luminaire Lumens: 5828.6 lumens
Efficiency: N/A
Efficacy: 95.6 lumens/watt
Luminous Opening: Rectangular (W 0.67' x L: 0.33' x H: 0')
IES Classification: Type II - Short
BUG Rating: B1 - U0 - G1

Input Watts (W): 61
Input Voltage (V): 120
Input Current (A_{in}): NR
Voltage Rise (V): NR
Power Factor: 0.99
Total Harmonic Distortion (THDi): 9.89%
Frequency (hertz): 60
Stabilization Time: NR
Operation Time: NR
Ambient Temperature (°C): NR
Test Distance: 24 FT

REPORT NUMBER: P870672
 CATALOG NUMBER: EMM2-HTN-SA2A-830-U-T2R-HSS

Iso-Footcandle Lines of Horizontal Illumination

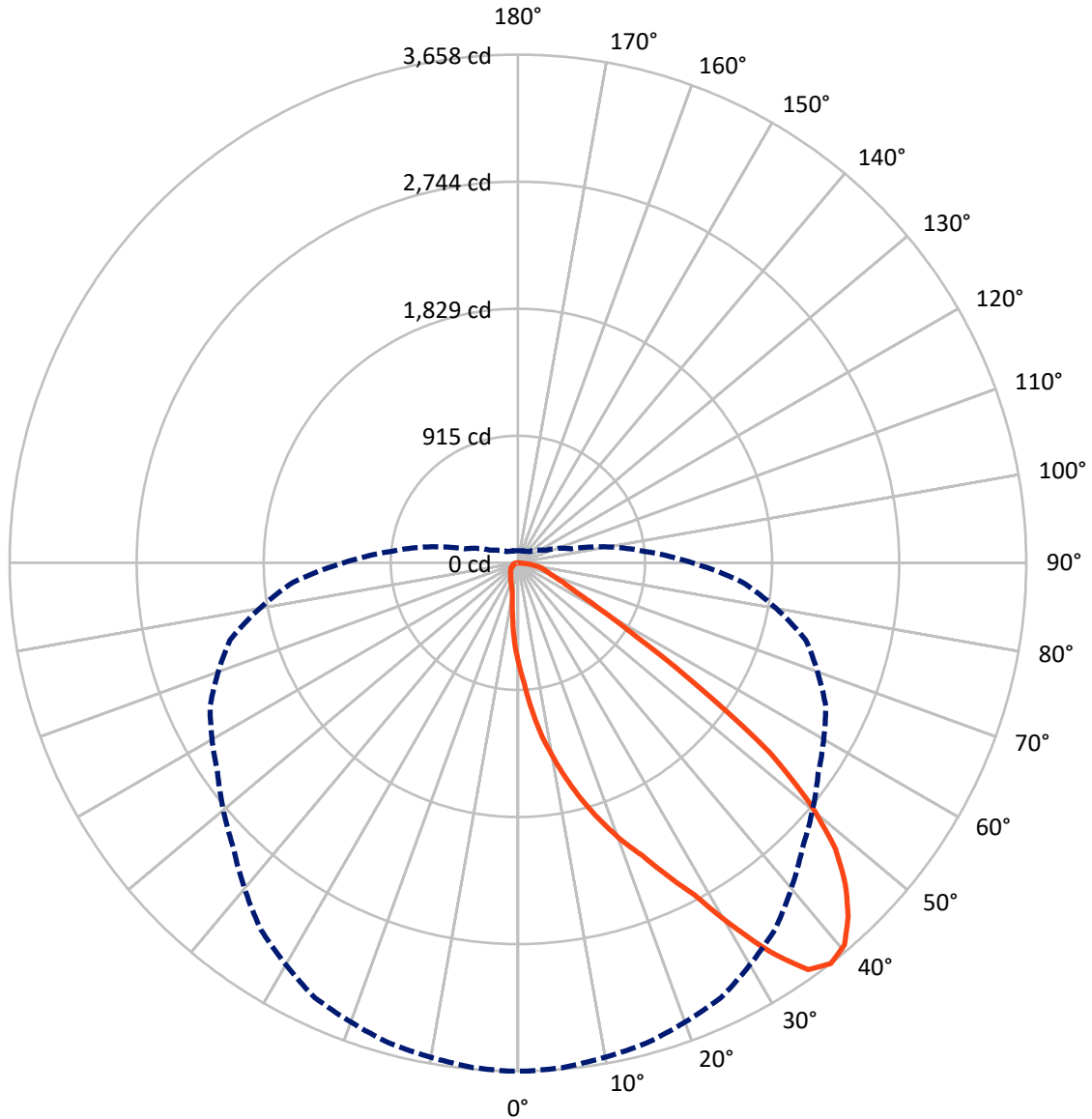
× Max cd
 - - - 1/2 Max cd



Based on 20 foot mounting height. Maximum calculated value = 5 fc
 Type II - Short - N/A

REPORT NUMBER: P870672
CATALOG NUMBER: EMM2-HTN-SA2A-830-U-T2R-HSS

Luminous Intensity Polar Plot



— Vertical Plane Through 0-Deg Lateral - - - Horizontal Cone Through 37.5-Deg Vertical

REPORT NUMBER: P870672

CATALOG NUMBER: EMM2-HTN-SA2A-830-U-T2R-HSS

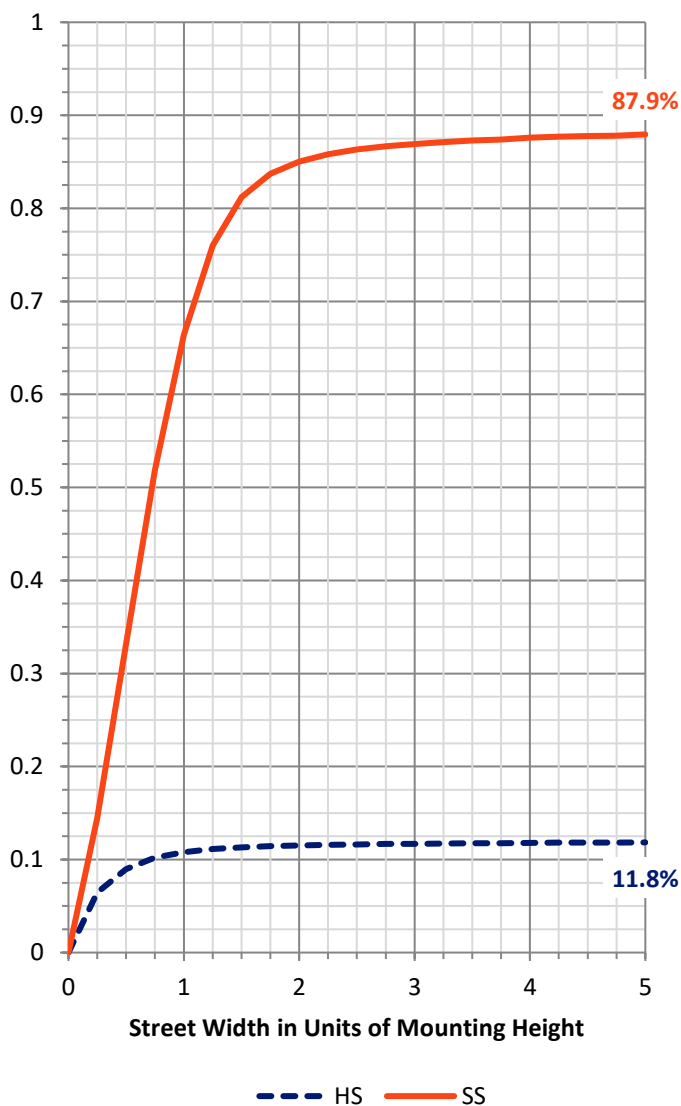
FLUX DISTRIBUTION:

		Downward	Upward	Total
House Side	Lumens	695.2	0.0	695.2
	% Fixture	11.9	0.0	11.9
Street Side	Lumens	5133.5	0.0	5133.5
	% Fixture	88.1	0.0	88.1
Total	Lumens	5828.6	0.0	5828.6
	% Fixture	100.0	0.0	100.0

ZONAL LUMENS:

Zone	Lumens	% Fixture
0°-10°	72.5	1.2
10°-20°	253.3	4.3
20°-30°	522.6	9.0
30°-40°	919.5	15.8
40°-50°	1248.5	21.4
50°-60°	1237.0	21.2
60°-70°	952.3	16.3
70°-80°	552.7	9.5
80°-90°	70.3	1.2
90°-100°	0.0	0.0
100°-110°	0.0	0.0
110°-120°	0.0	0.0
120°-130°	0.0	0.0
130°-140°	0.0	0.0
140°-150°	0.0	0.0
150°-160°	0.0	0.0
160°-170°	0.0	0.0
170°-180°	0.0	0.0
0°-90°	5828.6	100.0
0°-180°	5828.6	100.0

Coefficient of Utilization



REPORT NUMBER: P870672

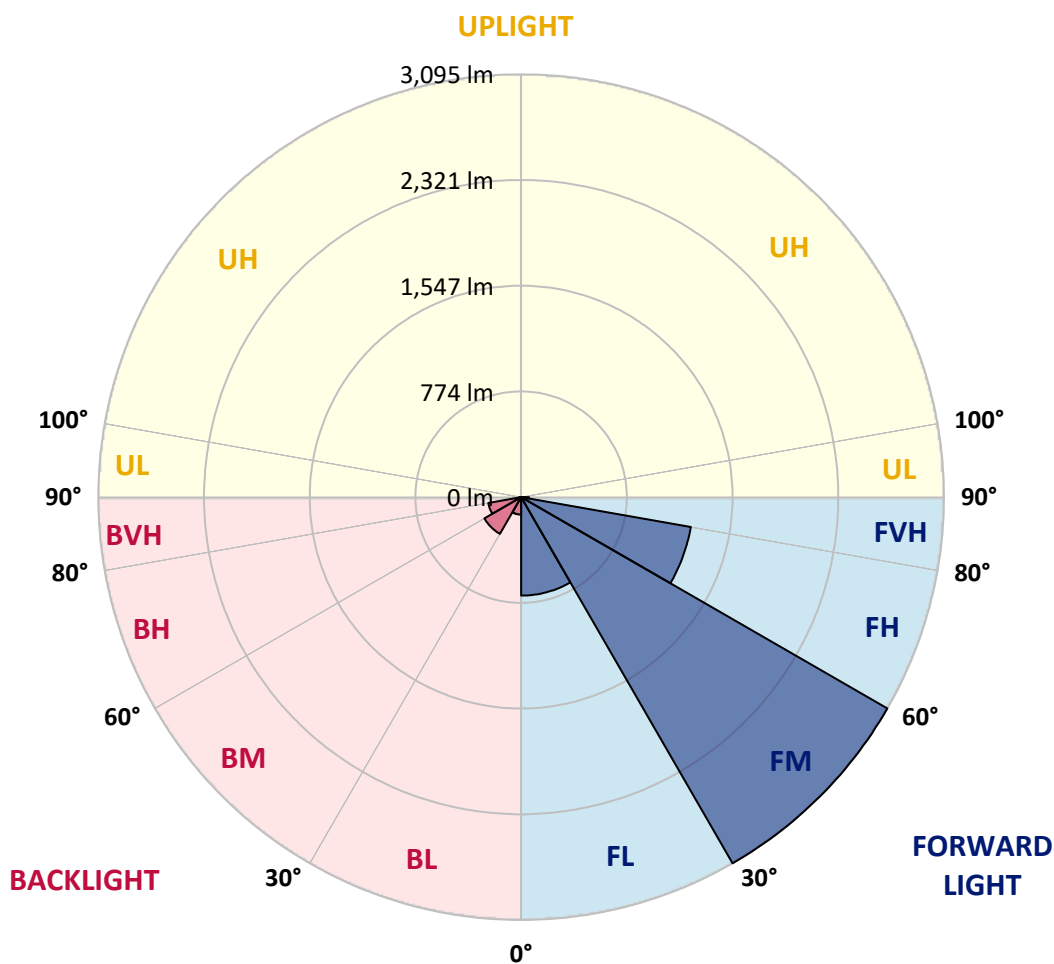
CATALOG NUMBER: EMM2-HTN-SA2A-830-U-T2R-HSS

LUMINAIRE CLASSIFICATION SYSTEM LUMEN TABLE AND BUG RATING:

Zone	Lumens	% Fixture	Zone Rating/Lumen Limit		
			B	U	G
FL (0°-30°)	720.5	12.4			
FM (30°-60°)	3094.5	53.1			
FH (60°-80°)	1261.1	21.6			G1/1800
FVH (80°-90°)	57.3	1.0			G1/100
BL (0°-30°)	127.8	2.2	B1/500		
BM (30°-60°)	310.5	5.3	B1/1000		
BH (60°-80°)	243.9	4.2	B1/500		G1/500
BVH (80°-90°)	13.0	0.2			G1/100
UL (90°-100°)	0.0	0.0		U0/0	
UH (100°-180°)	0.0	0.0		U0/0	

BUG Rating: B1-U0-G1

Type II Short





REPORT NUMBER: P870672

CATALOG NUMBER: EMM2-HTN-SA2A-830-U-T2R-HSS

CANDELA DISTRIBUTION (FULL):

	0°	1°	5°	15°	25°	35°	45°	55°	65°	75°	85°
0°	722.2	722.2	722.2	722.2	722.2	722.2	722.2	722.2	722.2	722.2	722.2
2.5°	870.3	883.3	873.5	865.4	854.0	842.6	826.4	808.5	785.7	758.0	733.6
5°	1067.1	1073.6	1070.4	1065.5	1029.7	995.5	961.4	919.1	860.5	808.5	753.2
7.5°	1263.9	1260.7	1252.5	1237.9	1205.4	1166.3	1104.5	1034.6	951.6	860.5	774.3
10°	1436.4	1441.2	1434.7	1412.0	1371.3	1317.6	1242.8	1163.1	1050.8	924.0	803.6
12.5°	1616.9	1620.2	1620.2	1571.4	1543.7	1460.8	1381.1	1273.7	1148.4	1002.0	837.7
15°	1794.2	1787.7	1787.7	1755.2	1706.4	1613.7	1524.2	1394.1	1252.5	1075.2	876.8
17.5°	1963.4	1966.7	1952.0	1916.2	1869.1	1779.6	1669.0	1525.8	1355.0	1163.1	917.5
20°	2131.0	2121.2	2114.7	2078.9	2028.5	1922.7	1817.0	1654.3	1475.4	1262.3	974.4
22.5°	2287.1	2292.0	2275.7	2218.8	2171.6	2075.7	1955.3	1805.6	1602.3	1361.5	1036.2
25°	2488.8	2472.6	2487.2	2418.9	2345.7	2231.8	2095.2	1947.1	1740.6	1483.5	1112.7
27.5°	2703.6	2713.3	2705.2	2630.4	2531.1	2378.2	2235.1	2077.3	1880.4	1599.0	1198.9
30°	3024.0	3019.1	3020.8	2908.5	2744.2	2562.0	2386.3	2213.9	2020.3	1740.6	1299.7
32.5°	3341.2	3359.1	3315.2	3216.0	3027.3	2752.4	2537.6	2345.7	2155.4	1862.6	1402.2
35°	3596.6	3591.7	3573.8	3463.2	3276.1	3009.4	2710.1	2492.1	2298.5	2012.2	1516.1
37.5°	3658.4	3658.4	3647.0	3578.7	3455.1	3224.1	2897.1	2638.5	2444.9	2145.6	1626.7
40°	3617.7	3609.6	3603.1	3557.6	3490.9	3354.2	3094.0	2789.8	2601.1	2318.0	1748.7
42.5°	3484.4	3486.0	3477.9	3451.8	3416.0	3364.0	3216.0	2950.8	2754.0	2480.7	1869.1
45°	3305.4	3308.7	3298.9	3295.7	3277.8	3277.8	3243.6	3077.7	2898.8	2646.6	2000.8
47.5°	3076.1	3074.4	3069.6	3061.4	3097.2	3136.3	3167.2	3149.3	3027.3	2825.6	2119.6
50°	2726.3	2723.1	2737.7	2778.4	2866.2	2952.4	3043.5	3128.1	3120.0	2991.5	2262.7
52.5°	2272.5	2251.3	2267.6	2392.9	2573.4	2765.4	2893.9	3027.3	3167.2	3167.2	2404.2
55°	1589.3	1607.2	1616.9	1800.7	2157.0	2487.2	2713.3	2885.7	3149.3	3307.1	2560.4
57.5°	1011.8	1018.3	1047.6	1246.0	1664.1	2077.3	2477.4	2760.5	3082.6	3424.2	2716.6
60°	681.6	658.8	681.6	795.4	1197.2	1629.9	2131.0	2602.7	2986.6	3508.8	2889.0
62.5°	481.5	479.9	486.4	553.1	854.0	1224.9	1696.6	2389.6	2910.1	3513.6	3017.5
65°	388.8	377.4	382.3	419.7	572.6	897.9	1244.4	2004.1	2841.8	3427.4	3080.9
67.5°	312.3	307.4	310.7	335.1	429.4	675.1	876.8	1524.2	2697.0	3281.0	3045.2
70°	255.4	257.0	258.6	283.0	341.6	510.8	626.3	1046.0	2388.0	3115.1	2884.1
72.5°	221.2	221.2	222.9	239.1	286.3	405.0	473.4	680.0	1932.5	2936.2	2588.1
75°	195.2	195.2	195.2	209.8	244.0	325.3	367.6	465.2	1387.6	2604.3	2140.7
77.5°	169.2	170.8	170.8	183.8	209.8	253.8	283.0	322.1	884.9	2012.2	1620.2
80°	130.1	130.1	131.8	146.4	178.9	198.5	208.2	227.7	465.2	1263.9	1028.1
82.5°	91.1	92.7	92.7	94.3	120.4	122.0	112.2	113.9	169.2	419.7	390.4
85°	9.8	11.4	13.0	13.0	21.1	26.0	27.7	26.0	27.7	48.8	48.8
87.5°	0.0	0.0	0.0	0.0	1.6	3.3	3.3	4.9	4.9	4.9	4.9
90°	0.0	0.0	0.0	0.0	0.0	0.0	0.0	0.0	0.0	0.0	0.0



REPORT NUMBER: P870672
 CATALOG NUMBER: EMM2-HTN-SA2A-830-U-T2R-HSS

CANDELA DISTRIBUTION (continued):

	90°	95°	105°	115°	125°	135°	145°	155°	165°	175°	180°
0°	722.2	722.2	722.2	722.2	722.2	722.2	722.2	722.2	722.2	722.2	722.2
2.5°	720.6	709.2	684.8	663.7	644.2	627.9	616.5	601.9	590.5	590.5	597.0
5°	725.5	699.5	649.0	601.9	564.5	528.7	496.1	475.0	458.7	449.0	449.0
7.5°	732.0	693.0	616.5	544.9	486.4	429.4	379.0	354.6	330.2	322.1	323.7
10°	745.0	689.7	587.2	494.5	406.7	335.1	286.3	260.3	247.3	240.7	240.7
12.5°	759.7	689.7	556.3	437.6	335.1	261.9	232.6	213.1	206.6	203.3	200.1
15°	779.2	693.0	530.3	377.4	273.3	221.2	200.1	188.7	182.2	178.9	178.9
17.5°	802.0	696.2	502.6	328.6	232.6	195.2	178.9	170.8	164.3	161.0	161.0
20°	831.2	704.4	475.0	284.7	203.3	178.9	164.3	156.2	149.7	148.0	146.4
22.5°	867.0	717.4	447.3	248.9	183.8	162.7	149.7	143.1	138.3	135.0	135.0
25°	909.3	733.6	426.2	222.9	169.2	151.3	139.9	131.8	126.9	125.3	125.3
27.5°	967.9	761.3	405.0	203.3	157.8	139.9	128.5	122.0	117.1	115.5	113.9
30°	1023.2	795.4	395.3	198.5	149.7	130.1	122.0	113.9	109.0	107.4	105.7
32.5°	1094.8	834.5	388.8	198.5	146.4	123.6	113.9	107.4	102.5	100.9	99.2
35°	1171.2	880.0	388.8	205.0	148.0	118.7	107.4	100.9	96.0	92.7	92.7
37.5°	1254.2	925.6	392.0	214.7	152.9	115.5	100.9	94.3	89.5	87.8	87.8
40°	1342.0	987.4	398.5	222.9	157.8	113.9	94.3	89.5	84.6	81.3	81.3
42.5°	1423.4	1036.2	409.9	232.6	161.0	112.2	89.5	84.6	79.7	78.1	78.1
45°	1517.7	1089.9	419.7	239.1	161.0	107.4	84.6	79.7	76.5	74.8	73.2
47.5°	1592.5	1133.8	424.6	242.4	157.8	102.5	79.7	76.5	73.2	69.9	71.6
50°	1683.6	1181.0	432.7	244.0	151.3	96.0	76.5	71.6	68.3	66.7	66.7
52.5°	1771.5	1228.1	439.2	240.7	143.1	87.8	71.6	68.3	65.1	61.8	61.8
55°	1875.6	1280.2	449.0	235.9	130.1	79.7	66.7	63.4	58.6	56.9	55.3
57.5°	1994.3	1348.5	457.1	226.1	113.9	71.6	63.4	58.6	52.1	48.8	48.8
60°	2103.3	1426.6	463.6	201.7	99.2	66.7	58.6	53.7	47.2	45.5	45.5
62.5°	2220.4	1507.9	463.6	159.4	84.6	60.2	55.3	50.4	43.9	42.3	42.3
65°	2301.8	1581.1	449.0	118.7	71.6	56.9	53.7	47.2	40.7	39.0	39.0
67.5°	2324.5	1626.7	408.3	84.6	61.8	53.7	50.4	43.9	39.0	35.8	35.8
70°	2251.3	1590.9	333.5	65.1	53.7	48.8	45.5	40.7	35.8	34.2	34.2
72.5°	2041.5	1454.3	248.9	55.3	47.2	45.5	42.3	37.4	34.2	32.5	32.5
75°	1709.6	1208.6	175.7	48.8	43.9	40.7	37.4	34.2	30.9	30.9	30.9
77.5°	1294.8	873.5	109.0	43.9	37.4	37.4	34.2	30.9	29.3	27.7	27.7
80°	836.1	551.4	61.8	30.9	26.0	27.7	24.4	21.1	21.1	19.5	19.5
82.5°	354.6	218.0	32.5	17.9	13.0	11.4	8.1	8.1	6.5	6.5	6.5
85°	35.8	13.0	6.5	4.9	4.9	3.3	3.3	3.3	3.3	1.6	1.6
87.5°	4.9	4.9	4.9	3.3	3.3	3.3	1.6	1.6	1.6	1.6	1.6
90°	0.0	0.0	0.0	0.0	0.0	0.0	0.0	0.0	0.0	0.0	0.0

Cooper Lighting Solutions Photometric Lab
1121 Highway 74 South
Peachtree City, GA 30269



LM-79-2019: Approved Method: Electrical and Photometric Measurements of Solid-State Lighting Products

Report Prepared for

Cooper Lighting Solutions

Streetworks

Report Number: SP1-2407-157-7

Test Date: 09/05/2024

Luminaire Tested: MEM2-HTN-SA-40-830-U-5WQ

Data in this report applies to families of products including MEM2-HTN-SA-40-830-U-5WQ

Test Information

Test Method: LM-79-2019
 Report Number: SP1-2407-157-7
 Test Lab: COOPER LIGHTING SOLUTIONS
 Photometer: SP1 - 76IN SPHERE
 Measurement Geometry: 4π
 Issue Date: 09/05/2024
 Manufacturer: COOPER LIGHTING SOLUTIONS
 Product Line: Streetworks
 Catalog Number: **MEM2-HTN-SA-40-830-U-5WQ**
 Description: Epic Modern Light Square 40W 5WQ Optic

Spectral Parameters

CCT (K): 3126
 CIE u': 0.2465
 CIE v': 0.5182
 Duv: -0.0004
 CIE x: 0.4277
 CIE y: 0.3997
 CIE z: 0.1727
 Peak Wavelength (nm): 601
 Dominant Wavelength (nm): 582
 Purity: 48.31913
 Rf: 84.4
 Rg: 94.7

CRI (Ra):	82.6		
R1:	81.4	R9:	5.1
R2:	92.2	R10:	82.2
R3:	94.9	R11:	79.8
R4:	80.1	R12:	70.4
R5:	81.8	R13:	84.2
R6:	90.5	R14:	97.9
R7:	81.8	R15:	73.6
R8:	58.0		



Test Conditions

Stabilization Time: 22M
 Operation Time: 1H 22M
 Sphere Temperature (°C): 24.3

REPORT NUMBER: SP1-2407-157-7

Measurement and Test Equipment			
Instrument	Identification Number	Calibration Date	Calibration Due Date
Photometer	IN0058	6/18/2024	12/18/2024
Power Meter	INXT2011004	2/8/2024	2/8/2025
AC Power Source	IN0063	10/24/2023	10/24/2024
DC Power Source	IN0208	10/24/2023	10/24/2024
Sphere Thermometer	IN0085	10/24/2023	10/24/2024
Room Thermometer	IN0046	10/24/2023	10/24/2024

REPORT NUMBER: SP1-2407-157-7

CIE 1931 Chromaticity Diagram



CIE 1931 Chromaticity Diagram with 2017 ANSI 7-Step and 4-Step Quadrangles



Point lies inside the ANSI 3000K 4-step quadrangle

REPORT NUMBER: SP1-2407-157-7

Photopic Flux vs. Wavelength



Photopic Lumens: NR

λ (nm)	Power W^{\wedge}/nm	Lumens (ϕ/nm)	λ (nm)	Power W^{\wedge}/nm	Lumens (ϕ/nm)	λ (nm)	Power W^{\wedge}/nm	Lumens (ϕ/nm)	λ (nm)	Power W^{\wedge}/nm	Lumens (ϕ/nm)	λ (nm)	Power W^{\wedge}/nm	Lumens (ϕ/nm)
360	0	NR	490	258	NR	620	908	NR	750	26	NR	880	1	NR
365	0	NR	495	297	NR	625	857	NR	755	22	NR	885	0	NR
370	0	NR	500	345	NR	630	801	NR	760	19	NR	890	0	NR
375	0	NR	505	391	NR	635	738	NR	765	16	NR	895	0	NR
380	0	NR	510	426	NR	640	675	NR	770	14	NR	900	0	NR
385	0	NR	515	456	NR	645	610	NR	775	12	NR	905	0	NR
390	0	NR	520	480	NR	650	547	NR	780	10	NR	910	0	NR
395	0	NR	525	500	NR	655	488	NR	785	9	NR	915	0	NR
400	0	NR	530	517	NR	660	429	NR	790	7	NR	920	0	NR
405	2	NR	535	538	NR	665	378	NR	795	6	NR	925	0	NR
410	4	NR	540	558	NR	670	328	NR	800	5	NR	930	0	NR
415	9	NR	545	584	NR	675	285	NR	805	5	NR	935	0	NR
420	16	NR	550	611	NR	680	247	NR	810	4	NR	940	0	NR
425	31	NR	555	646	NR	685	212	NR	815	3	NR	945	0	NR
430	56	NR	560	687	NR	690	183	NR	820	3	NR	950	0	NR
435	101	NR	565	731	NR	695	156	NR	825	3	NR	955	0	NR
440	178	NR	570	780	NR	700	133	NR	830	2	NR	960	0	NR
445	323	NR	575	832	NR	705	114	NR	835	2	NR	965	0	NR
450	566	NR	580	883	NR	710	96	NR	840	2	NR	970	0	NR
455	645	NR	585	927	NR	715	82	NR	845	1	NR	975	0	NR
460	457	NR	590	963	NR	720	70	NR	850	1	NR	980	0	NR
465	365	NR	595	985	NR	725	59	NR	855	1	NR	985	0	NR
470	317	NR	600	998	NR	730	50	NR	860	1	NR	990	0	NR
475	244	NR	605	994	NR	735	43	NR	865	1	NR	995	0	NR
480	218	NR	610	978	NR	740	36	NR	870	1	NR	1000	0	NR
485	233	NR	615	947	NR	745	31	NR	875	1	NR			

REPORT NUMBER: SP1-2407-157-7

Scotopic Flux vs. Wavelength



Scotopic Lumens: NR S/P: 1.42

λ (nm)	Power W [^] /nm	Lumens (φ/nm)	λ (nm)	Power W [^] /nm	Lumens (φ/nm)	λ (nm)	Power W [^] /nm	Lumens (φ/nm)	λ (nm)	Power W [^] /nm	Lumens (φ/nm)	λ (nm)	Power W [^] /nm	Lumens (φ/nm)
360	0	NR	490	258	NR	620	908	NR	750	26	NR	880	1	NR
365	0	NR	495	297	NR	625	857	NR	755	22	NR	885	0	NR
370	0	NR	500	345	NR	630	801	NR	760	19	NR	890	0	NR
375	0	NR	505	391	NR	635	738	NR	765	16	NR	895	0	NR
380	0	NR	510	426	NR	640	675	NR	770	14	NR	900	0	NR
385	0	NR	515	456	NR	645	610	NR	775	12	NR	905	0	NR
390	0	NR	520	480	NR	650	547	NR	780	10	NR	910	0	NR
395	0	NR	525	500	NR	655	488	NR	785	9	NR	915	0	NR
400	0	NR	530	517	NR	660	429	NR	790	7	NR	920	0	NR
405	2	NR	535	538	NR	665	378	NR	795	6	NR	925	0	NR
410	4	NR	540	558	NR	670	328	NR	800	5	NR	930	0	NR
415	9	NR	545	584	NR	675	285	NR	805	5	NR	935	0	NR
420	16	NR	550	611	NR	680	247	NR	810	4	NR	940	0	NR
425	31	NR	555	646	NR	685	212	NR	815	3	NR	945	0	NR
430	56	NR	560	687	NR	690	183	NR	820	3	NR	950	0	NR
435	101	NR	565	731	NR	695	156	NR	825	3	NR	955	0	NR
440	178	NR	570	780	NR	700	133	NR	830	2	NR	960	0	NR
445	323	NR	575	832	NR	705	114	NR	835	2	NR	965	0	NR
450	566	NR	580	883	NR	710	96	NR	840	2	NR	970	0	NR
455	645	NR	585	927	NR	715	82	NR	845	1	NR	975	0	NR
460	457	NR	590	963	NR	720	70	NR	850	1	NR	980	0	NR
465	365	NR	595	985	NR	725	59	NR	855	1	NR	985	0	NR
470	317	NR	600	998	NR	730	50	NR	860	1	NR	990	0	NR
475	244	NR	605	994	NR	735	43	NR	865	1	NR	995	0	NR
480	218	NR	610	978	NR	740	36	NR	870	1	NR	1000	0	NR
485	233	NR	615	947	NR	745	31	NR	875	1	NR			

REPORT NUMBER: SP1-2407-157-7

Melanopic Flux vs. Wavelength



Melanopic Lumens: NR

M/P: 2.79

λ (nm)	Power W [^] /nm	Lumens (φ/nm)	λ (nm)	Power W [^] /nm	Lumens (φ/nm)	λ (nm)	Power W [^] /nm	Lumens (φ/nm)	λ (nm)	Power W [^] /nm	Lumens (φ/nm)	λ (nm)	Power W [^] /nm	Lumens (φ/nm)
360	0	NR	490	258	NR	620	908	NR	750	26	NR	880	1	NR
365	0	NR	495	297	NR	625	857	NR	755	22	NR	885	0	NR
370	0	NR	500	345	NR	630	801	NR	760	19	NR	890	0	NR
375	0	NR	505	391	NR	635	738	NR	765	16	NR	895	0	NR
380	0	NR	510	426	NR	640	675	NR	770	14	NR	900	0	NR
385	0	NR	515	456	NR	645	610	NR	775	12	NR	905	0	NR
390	0	NR	520	480	NR	650	547	NR	780	10	NR	910	0	NR
395	0	NR	525	500	NR	655	488	NR	785	9	NR	915	0	NR
400	0	NR	530	517	NR	660	429	NR	790	7	NR	920	0	NR
405	2	NR	535	538	NR	665	378	NR	795	6	NR	925	0	NR
410	4	NR	540	558	NR	670	328	NR	800	5	NR	930	0	NR
415	9	NR	545	584	NR	675	285	NR	805	5	NR	935	0	NR
420	16	NR	550	611	NR	680	247	NR	810	4	NR	940	0	NR
425	31	NR	555	646	NR	685	212	NR	815	3	NR	945	0	NR
430	56	NR	560	687	NR	690	183	NR	820	3	NR	950	0	NR
435	101	NR	565	731	NR	695	156	NR	825	3	NR	955	0	NR
440	178	NR	570	780	NR	700	133	NR	830	2	NR	960	0	NR
445	323	NR	575	832	NR	705	114	NR	835	2	NR	965	0	NR
450	566	NR	580	883	NR	710	96	NR	840	2	NR	970	0	NR
455	645	NR	585	927	NR	715	82	NR	845	1	NR	975	0	NR
460	457	NR	590	963	NR	720	70	NR	850	1	NR	980	0	NR
465	365	NR	595	985	NR	725	59	NR	855	1	NR	985	0	NR
470	317	NR	600	998	NR	730	50	NR	860	1	NR	990	0	NR
475	244	NR	605	994	NR	735	43	NR	865	1	NR	995	0	NR
480	218	NR	610	978	NR	740	36	NR	870	1	NR	1000	0	NR
485	233	NR	615	947	NR	745	31	NR	875	1	NR			

Summary

$R_f = 84.4$
 $R_g = 94.7$
 $CIE R_a = 82.6$
 $R_9 = 5.1$

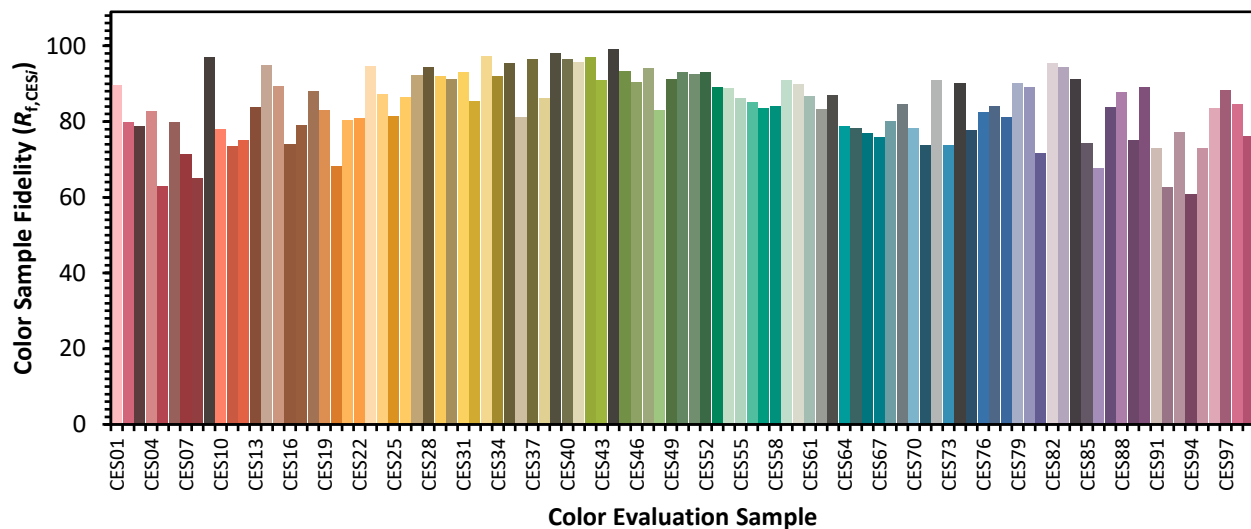


Color Vector Graphics



Individual Sample Fidelity Index ($R_{f,i}$)

CES01 = 86	CES26 = 86	CES51 = 93	CES76 = 82
CES02 = 63	CES27 = 92	CES52 = 93	CES77 = 84
CES03 = 31	CES28 = 94	CES53 = 89	CES78 = 81
CES04 = 70	CES29 = 92	CES54 = 89	CES79 = 90
CES05 = 49	CES30 = 91	CES55 = 86	CES80 = 89
CES06 = 51	CES31 = 93	CES56 = 85	CES81 = 72
CES07 = 42	CES32 = 85	CES57 = 83	CES82 = 95
CES08 = 41	CES33 = 97	CES58 = 84	CES83 = 94
CES09 = 29	CES34 = 92	CES59 = 91	CES84 = 91
CES10 = 76	CES35 = 96	CES60 = 90	CES85 = 74
CES11 = 59	CES36 = 81	CES61 = 87	CES86 = 68
CES12 = 65	CES37 = 96	CES62 = 83	CES87 = 84
CES13 = 43	CES38 = 86	CES63 = 87	CES88 = 88
CES14 = 74	CES39 = 98	CES64 = 79	CES89 = 75
CES15 = 71	CES40 = 96	CES65 = 78	CES90 = 89
CES16 = 47	CES41 = 96	CES66 = 77	CES91 = 73
CES17 = 50	CES42 = 97	CES67 = 76	CES92 = 63
CES18 = 56	CES43 = 91	CES68 = 80	CES93 = 77
CES19 = 72	CES44 = 99	CES69 = 85	CES94 = 61
CES20 = 66	CES45 = 93	CES70 = 78	CES95 = 73
CES21 = 87	CES46 = 90	CES71 = 74	CES96 = 84
CES22 = 79	CES47 = 94	CES72 = 91	CES97 = 88
CES23 = 92	CES48 = 83	CES73 = 74	CES98 = 85
CES24 = 91	CES49 = 91	CES74 = 90	CES99 = 76
CES25 = 72	CES50 = 93	CES75 = 78	



Color Rendition by Hue-Angle Bin



Measure Comparisons



(END OF REPORT)